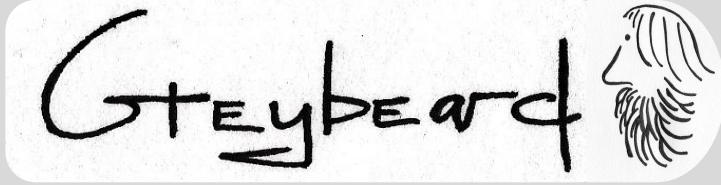


We Said Senses

Book 3 of 3 - Is this making sense?

by



"LOOK"

"EAT"

"LISTEN"

"FEEL"


"SNIFF"

A Writer's Workshop Inspiration Book




one

two



We said "We have eyes. We have two eyes."



We said "We have a left eye and a right eye."

We said "We use eyes to see."



"LOOK"

we said.



one

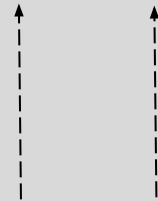


two

We said "We have one nose with two nostrils."



We said "We use a nose."
We said "We use a nose to smell."






"SNIFF"

we said.

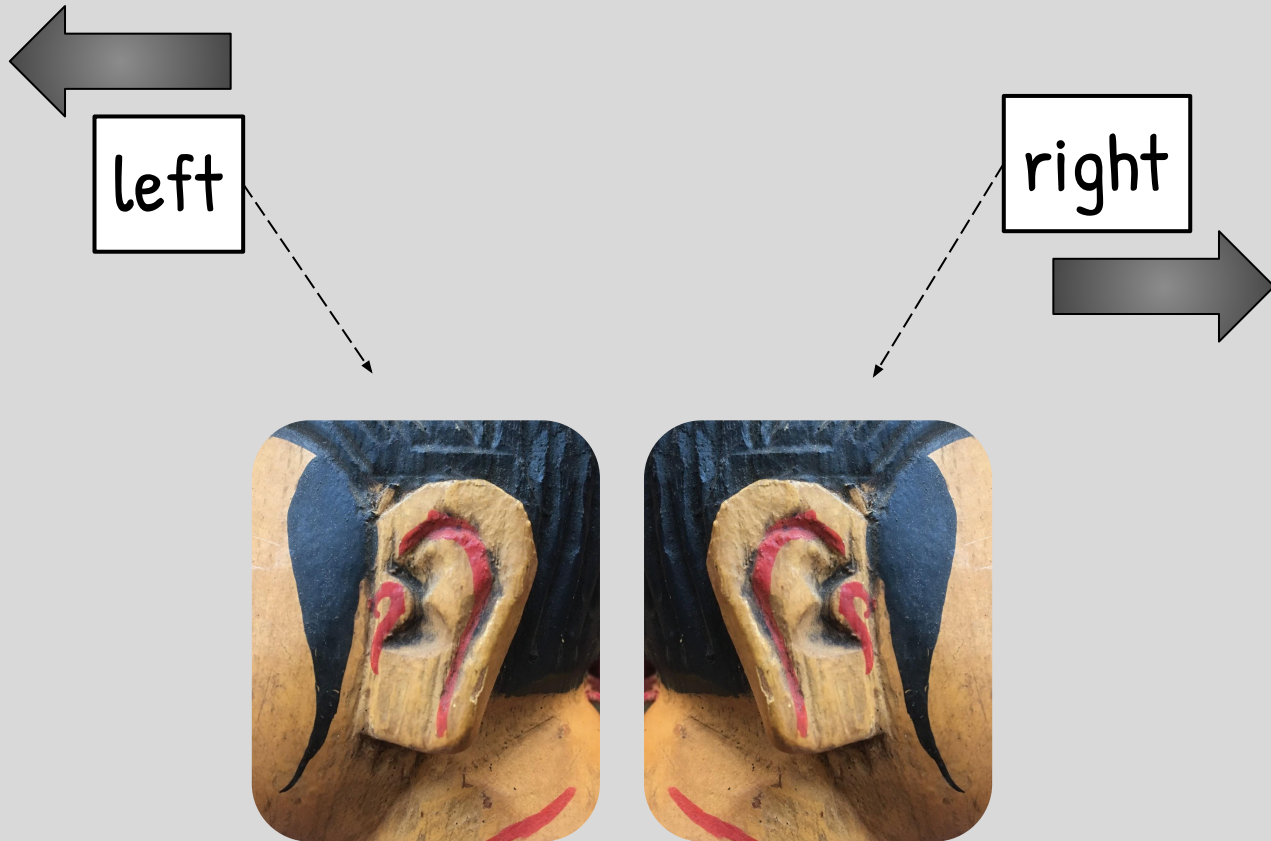


one

two



We said "We have ears. We have two ears."



We said "We have a left ear and a right ear."
We said "We use ears to hear."



"LISTEN"

we said.




one



two

We said "We have one mouth with two lips."



We said "We use a mouth."
We said "We use a mouth to taste."



"EAT"

we said.



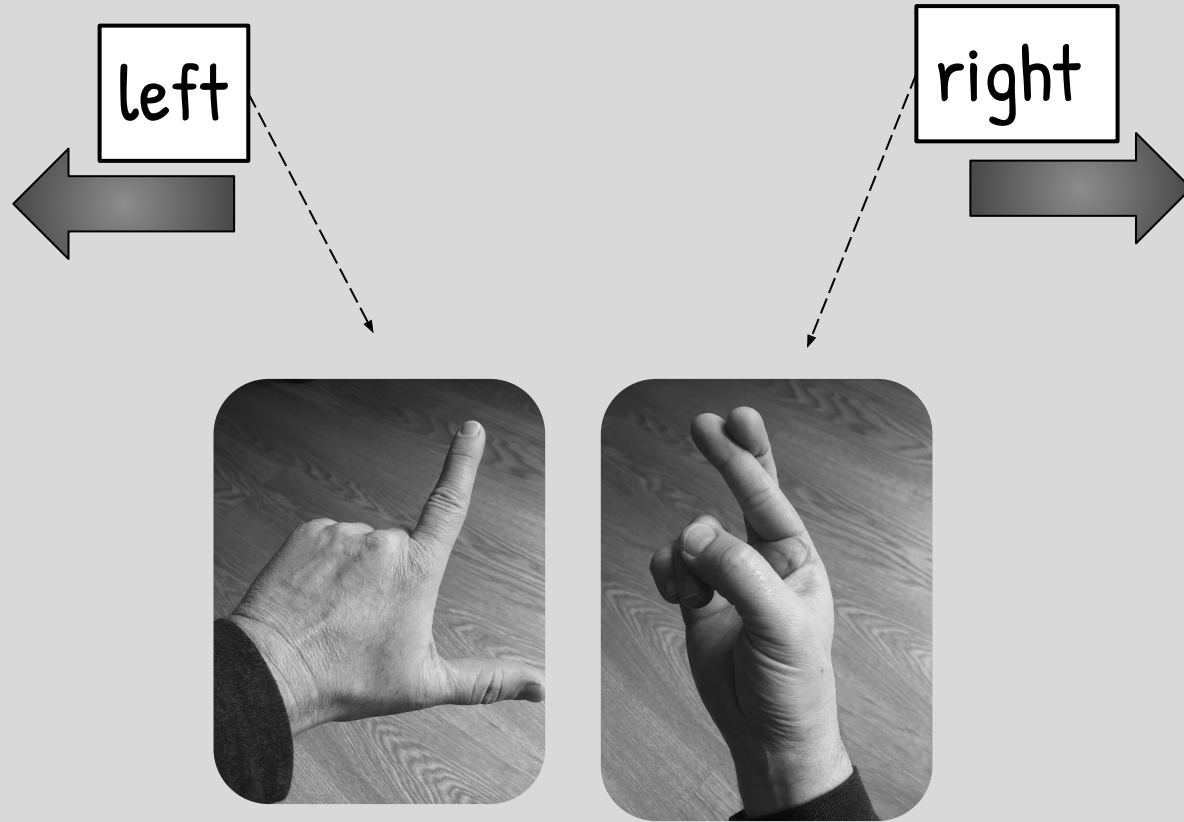
one



two



We said "We have hands. We have two hands."



We said "We have a left hand and a right hand."
We said "We use hands to touch."



"FEEL"

we said.

What can you say
about senses?

Do you take time to
look, sniff, listen,
eat, and feel?



fin

We Said Senses



Dear Readers,

Thank you for reading Book 3 of *Is this making sense?* Have you begun to realize how using your senses can also help you with your story writing?

With the information we get from our senses, we can add details to our stories. We can add details about the things that we see, hear, smell, taste, and feel. Whatever they may be! Do you think you can go back to a story you have already written and add more details now that you know more about your senses? What can you say about your senses and how you use them? Maybe you even have a new story in mind, but this time it has extra details.

Were you paying attention during the story? I do like to hide all sorts of stuff in my books. I hide numbers, patterns, things that are the same, things that are different, and most importantly, things that make you ask interesting questions. Until next time....

Sincerely,

Greybeard

We Said Senses



High Frequency Words: we said have one two a
right left to see look with
and use eat

Phonics Exploration:

(initial/ending & vowel sounds, blends, decoding)

t - two, to, eat, left, right, touch **f** - feel, sniff
n - nose, nostrils, listen **h** - have, hear, hand(s)
r - right, hear, ear(s) **l** - left, look, listen, lips, feel
ee/ea - see, feel, eat **ou** - mouth **sm** - smell **sn** - sniff
s - any word beginning/ending with 's'
decoding: sniff, lips, listen, nostril(s)

Foundations: body parts, senses, prediction, direction
(left/right & arrows), colors, numbers, counting, letter sounds
(see phonics above), HFWS, punctuation (" "), **patterns** - make
sure to look closely, there are many!

Inquiry: What can you say about your senses? How do you make
your senses work? Why do we talk about our senses?

PYP Connections: research skills, communication skills
connection form function perspective
curiosity cooperation independence confidence

U.S. Common Core:

Kindergarten - **RI.K.** 1-4, 7, 9, 10 **R.F.K.** 1-4 **W.K.** 1-8
(can be adapted for both Pre K and First Grade)

Play-based: Writing Center (punctuation exploration - ! ? " " .)
- students can explore word bubbles, comics, etc. and try out
different types of punctuation and writing formats.